

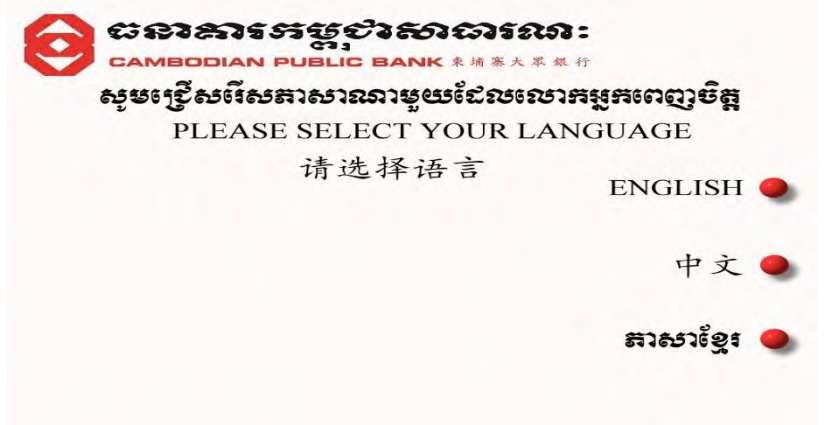
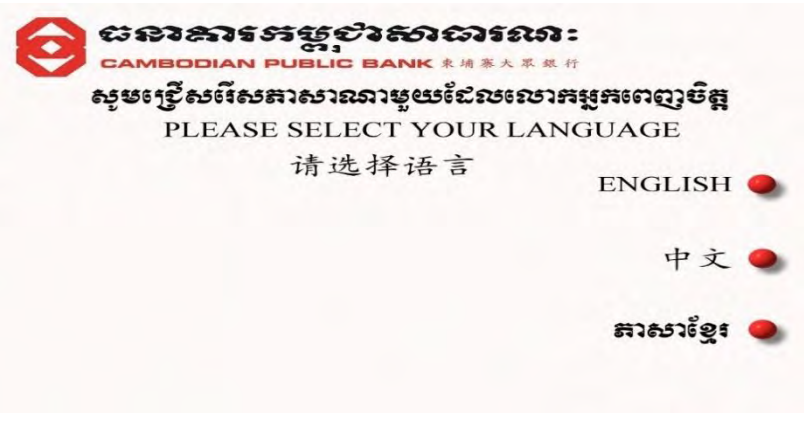
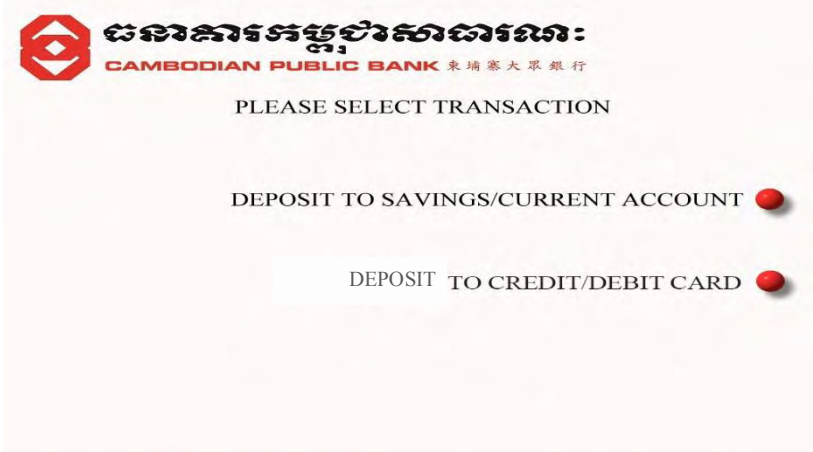



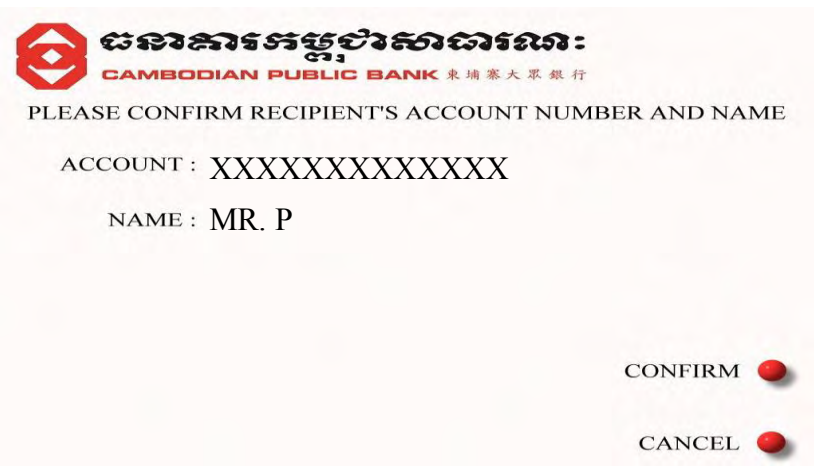





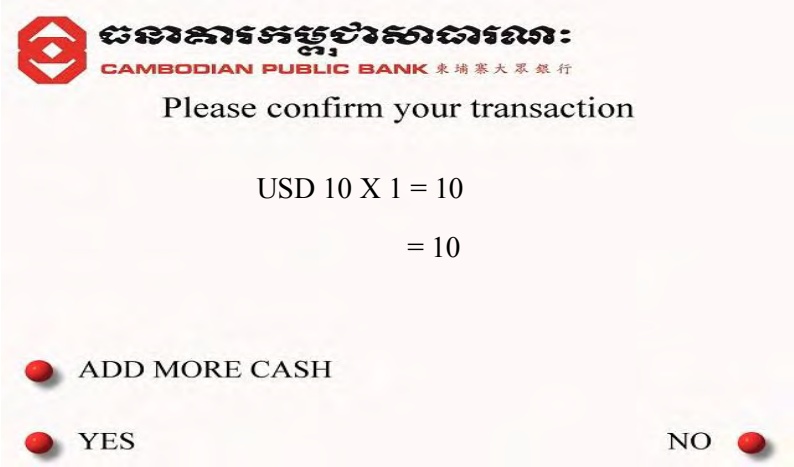







Sample guide to perform cash deposit into Savings Account /Current Account or Credit/Debit Card by cardless i.e. Without Card



Step	Actions	Step	Actions
	<ul style="list-style-type: none"> <u>Deposit into Savings Account or Current Account</u> 		<ul style="list-style-type: none"> <u>Deposit into Credit/Debit Card</u>
1	<ul style="list-style-type: none"> Press “ENTER” 	1	<ul style="list-style-type: none"> Press “ENTER”
2	<ul style="list-style-type: none"> Press select “Deposit Cardless” 	2	<ul style="list-style-type: none"> Press select “Deposit Cardless” 
3	<ul style="list-style-type: none"> Please select your preferred language 	3	<ul style="list-style-type: none"> Please select your preferred language 

Step	Actions	Step	Actions
4	<ul style="list-style-type: none"> Please select the Transaction Type (i.e. Deposit to Savings/Current Account) 	4	<ul style="list-style-type: none"> Please select the Transaction Type (i.e. Deposit to Credit/Debit Card) 
5	<ul style="list-style-type: none"> Please enter the deposit account number and press “CONFIRM”  <ul style="list-style-type: none"> If you select ‘RESET’, you may change the account number 	5	<ul style="list-style-type: none"> Please enter the credit/debit number and press “CONFIRM”  <ul style="list-style-type: none"> If you select ‘RESET’, you may change the card number

Step	Actions	Step	Actions
6	<ul style="list-style-type: none"> Press confirm recipient's account number and name  <ul style="list-style-type: none"> If confirmed, to select “CONFIRM” to proceed further If not confirmed, to select “CANCEL” and you may change the recipient's account number. 	6	<ul style="list-style-type: none"> Please confirm recipient's credit card number and name  <ul style="list-style-type: none"> If confirmed, to select “CONFIRM” to proceed to next step. If not confirmed, to select “CANCEL” and you may change the recipient's card number.
7	<ul style="list-style-type: none"> The following notification screen will be displayed and press “Press to continue”  <p>Warning!!! The bank reserves the right to levy a processing fee of 10% of the value subject to a minimum of USD10.00 for soiled/defaced/mutilated notes. The processing fee will be debited from your deposit account accordingly.</p>	7	<ul style="list-style-type: none"> The following notification screen will be displayed and press “Press to continue”  <p>Warning!!! The bank reserves the right to levy a processing fee of 10% of the value subject to a minimum of USD10.00 for soiled/defaced/mutilated notes. The processing fee will be debited from your deposit account accordingly.</p>

Step	Actions	Step	Actions
8	<ul style="list-style-type: none"> Please inset your cash into the cash slot 	8	<ul style="list-style-type: none"> Please inset your cash into the cash slot 
9	<ul style="list-style-type: none"> Please confirm your transaction  <ul style="list-style-type: none"> ○ If you select “YES”, total deposit amount is correct ○ If you select “NO”, deposit will be cancelled. Your cash will be ejected into cash slot and you have to collect the cash within 30 seconds ○ If you select “ADD MORE CASH”, you may add more cash to deposit 	9	<ul style="list-style-type: none"> ○ Please confirm your transaction  <ul style="list-style-type: none"> ○ If you select “YES”, total deposit amount is correct ○ If you select “NO”, deposit will be cancelled. Your cash will be ejected into cash slot and you have to collect the cash within 30 seconds ○ If you select “ADD MORE CASH”, you may add more cash to deposit

Step	Actions	Step	Actions
10	<ul style="list-style-type: none"> The transaction confirmation screen will be displayed.  <ul style="list-style-type: none"> If you select “YES”, to proceed with the transaction If you select “NO”, deposit will be cancelled. Your cash will be ejected into cash slot and you have to collect the cash within 30 seconds 	10	<ul style="list-style-type: none"> Transaction confirmation screen will be displayed  <ul style="list-style-type: none"> If you select “YES”, to proceed with the transaction If you select “NO”, deposit will be cancelled. Your cash will be ejected into cash slot and you have to collect the cash within 30 second
11	<ul style="list-style-type: none"> Please take your receipt 	11	<ul style="list-style-type: none"> Please take your receipt 

Step	Actions	Step	Actions
12	<ul style="list-style-type: none"> Receipt will be printed  <p>The screenshot shows a receipt from Cambodian Public Bank. At the top, it says 'CARDLESS DEP/PAYMENT'. Below that, it lists: 'Loc: CRM0008 HO', 'Date: 2022/12/13 Time: 11:49:35', and 'Card/Account To:XXXXXXXXX8125'. A table shows 'DEN 10 x', 'UNT 1', and 'AMT = 10.00'. Further down, it lists 'DEP AMOUNT: USD 10.00', 'Trxn Ref: 394417 / 234711394417', and 'Resp Code: 00-APPROVED'. At the bottom, it says 'Thank You For Banking With Us'.</p>	12	<ul style="list-style-type: none"> Receipt will be printed  <p>The screenshot shows a receipt from Cambodian Public Bank. At the top, it says 'CARDLESS DEP/PAYMENT'. Below that, it lists: 'Loc: CRM0008 HO', 'Date: 2022/12/13 Time: 11:49:35', and 'Card/Account To:XXXXXXXXX8125'. A table shows 'DEN 10 x', 'UNT 1', and 'AMT = 10.00'. Further down, it lists 'DEP AMOUNT: USD 10.00', 'Trxn Ref: 394417 / 234711394417', and 'Resp Code: 00-APPROVED'. At the bottom, it says 'Thank You For Banking With Us'.</p>