


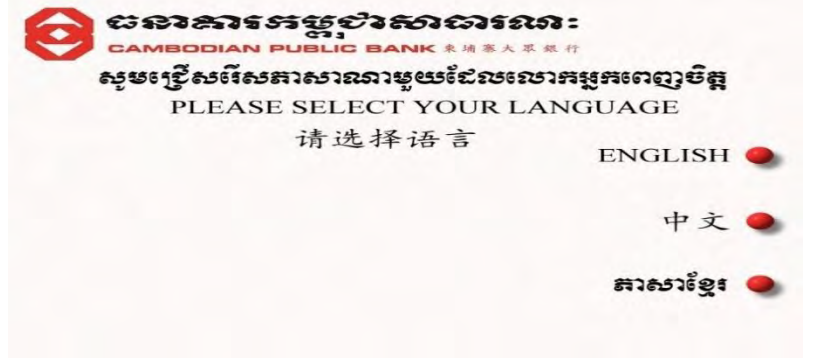


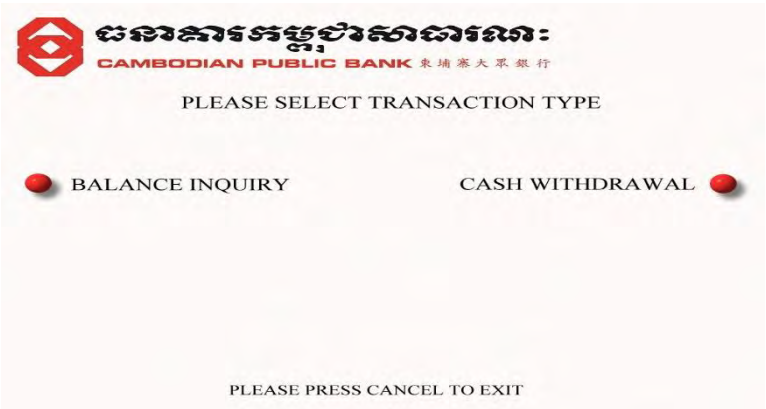
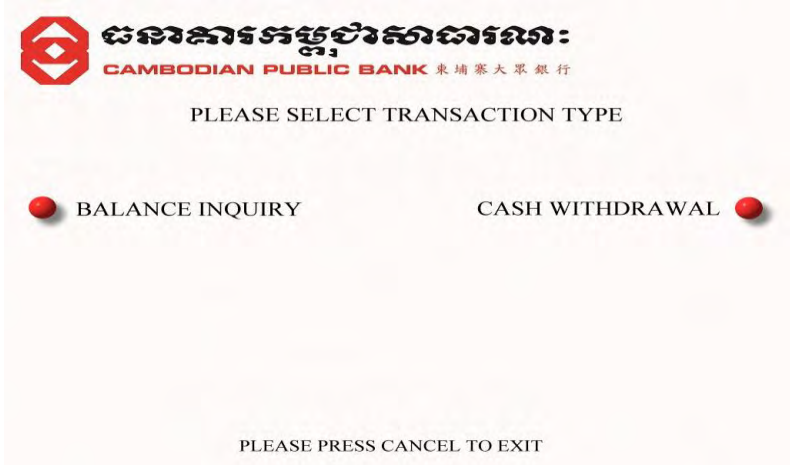
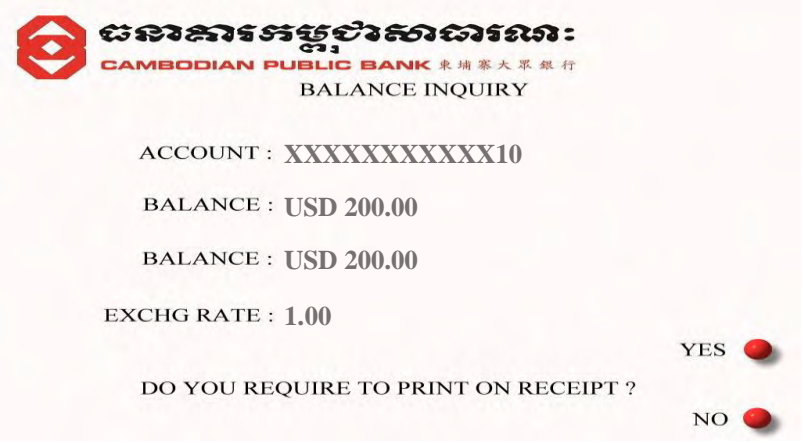
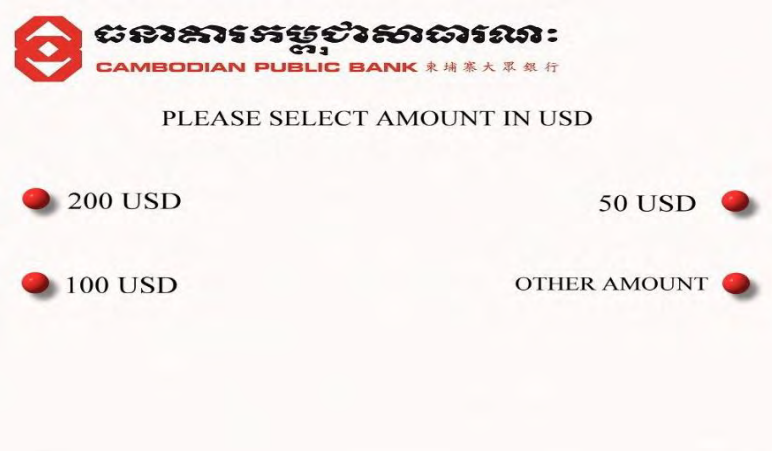


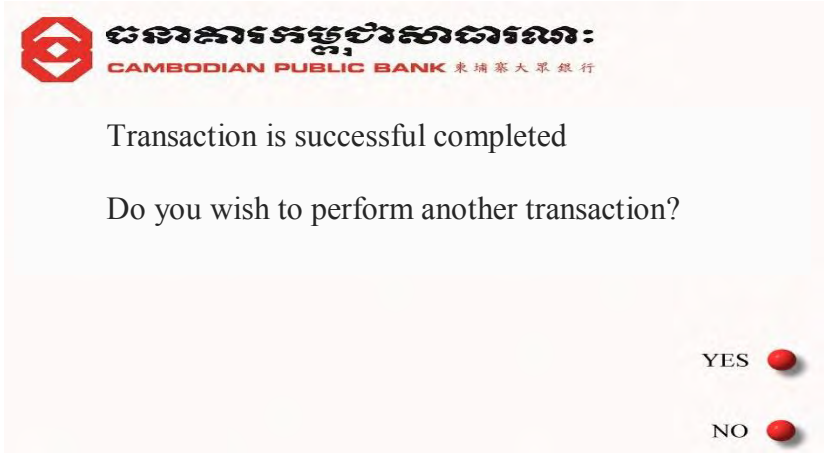
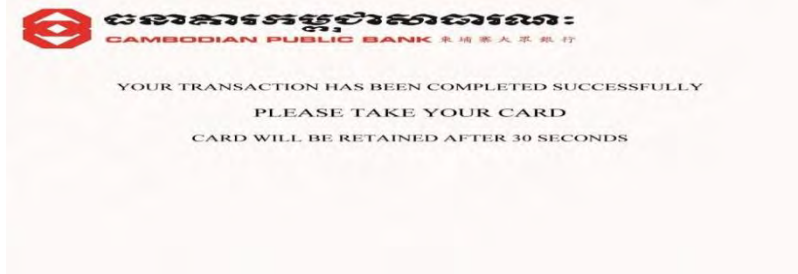







**Sample guide to perform Balance Inquiry and Cash Withdrawal by International Credit/Debit Cards**

Step	Actions	Step	Actions
<b>Balance Inquiry</b>		<b>Cash Withdrawal</b>	
1	<ul style="list-style-type: none"> <li>Please insert your card</li> </ul> 	1	<ul style="list-style-type: none"> <li>Please insert your card</li> </ul> 
2	<ul style="list-style-type: none"> <li>Please select your preferred language</li> </ul> 	2	<ul style="list-style-type: none"> <li>Please select your preferred language</li> </ul> 

Step	Actions	Step	Actions
3	<ul style="list-style-type: none"> <li>Please enter your Personal Identification Number (PIN) and press “ENTER”</li> </ul> 	3	<ul style="list-style-type: none"> <li>Please enter your Personal Identification Number (PIN) and press “ENTER”</li> </ul> 
4	<ul style="list-style-type: none"> <li>Please select the Transaction Type (i.e. Balance Inquiry)</li> </ul> 	4	<ul style="list-style-type: none"> <li>Please select the Transaction Type (i.e. Cash Withdrawal)</li> </ul> 

Step	Actions	Step	Actions
5	<ul style="list-style-type: none"> <li>Details Of Account are Displayed</li> </ul> 	5	<ul style="list-style-type: none"> <li>Please select Amount or Other Amount</li> </ul> 
6	<ul style="list-style-type: none"> <li>If you select 'YES', receipt will be printed.</li> </ul>  <ul style="list-style-type: none"> <li>If you select 'NO', no receipt will be printed</li> </ul>	6	<ul style="list-style-type: none"> <li>The access fee screen will be displayed</li> </ul> 

Step	Actions	Step	Actions
7	<ul style="list-style-type: none"> <li>The following screen will be displayed.</li> </ul> 	7	<p>If you select 'YES', your card will be ejected followed by display of the following screen.</p>  <ul style="list-style-type: none"> <li>If you select 'NO', you may change the Amount.</li> </ul>
8	<ul style="list-style-type: none"> <li>If you select 'YES', screen will revert to select 'Transaction Type' screen to allow you to perform Another Transaction</li> <li>If you select 'NO', card will be ejected from card slot followed by display of following screen</li> </ul> 	8	<ul style="list-style-type: none"> <li>Upon removing card from card slot, the following screen will be displayed.</li> </ul> 

Step	Actions
9	<ul style="list-style-type: none"> <li>Please take your cash within 30 seconds</li> </ul> 
10	<ul style="list-style-type: none"> <li>Upon taking cash from cash slot, the following screen will be displayed</li> </ul> 
11	<ul style="list-style-type: none"> <li>If you select 'YES', receipt will be printed</li> </ul>  <ul style="list-style-type: none"> <li>If you select 'NO', no receipt will be printed</li> </ul>